






















Crochet Chart Symbols

Stitch charts in crochet and knit patterns are being used more and more as an addition to or in place of words to describe a pattern stitch. Following are the standardized crochet symbols that have been adopted by members of the Craft Yarn Council and are considered to be the clearest and easiest to render and to read. For the most part each symbol represents a stitch as it looks on the right side of the work. Always refer to the pattern key for additional symbol definitions.

Standard Stitch Key

 = chain (ch)	 = slip stitch (sl st)	 = dc3tog
 or  = single crochet (sc)*	 = half double crochet (hdc)	 = 3-dc cluster
 = double crochet (dc)	 = treble crochet (tr)	 = 3-hdc cluster/puff st/bobble
 = double treble crochet (dtr)	 = 5-dc popcorn	 = 5-dc shell
 = sc2tog	 = ch-3 picot	 = front post dc (FPdc)
 = sc3tog	 = back post dc (BPdc)	 = worked in back loop only**
 = dc2tog	 = worked in front loop only**	

*Both symbols are commonly used for single crochet

**Symbol appears at base of stitch being worked

STANDARDS & GUIDELINES FOR CROCHET AND KNITTING

available at:

YarnStandards.com